

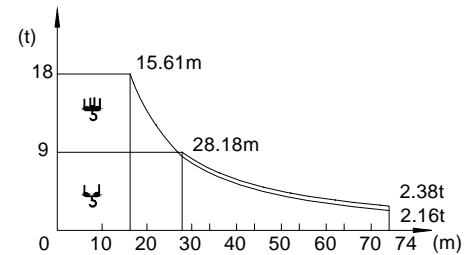
Topless

載荷表 Load Chart

18t

單小車載荷表 Single trolley load capacity

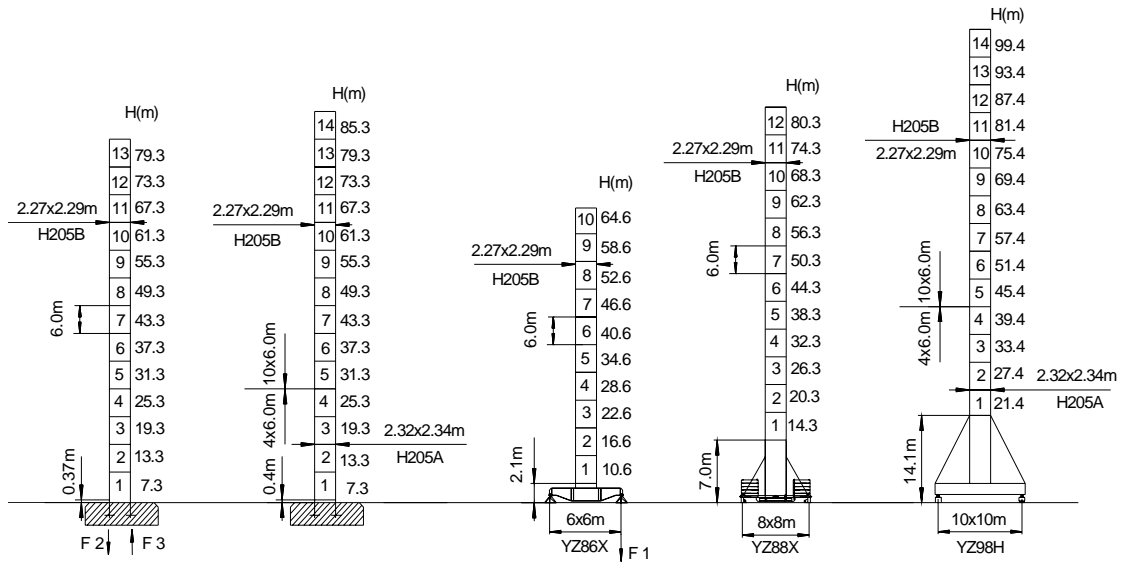
R (m)	倍率 Fall	R(C _{max}) (m)	C _{max} (t)	20	25	30	35	40	44	50	54	60	64	70	74
74	☺	15.61	18.00	13.30	10.14	8.12	6.88	5.58	4.88	4.08	3.64	3.09	2.78	2.39	2.16
	☹	28.18	9.00	9.00	9.00	8.34	7.08	5.80	5.10	4.30	3.86	3.31	3.00	2.61	2.38
70	☺	15.85	18.00	13.69	10.46	8.29	7.03	5.71	5.01	4.18	3.74	3.18	2.86	2.46	
	☹	28.65	9.00	9.00	9.00	8.51	7.23	5.93	5.23	4.40	3.96	3.40	3.08	2.68	
64	☺	16.79	18.00	14.46	11.23	8.94	7.59	6.19	5.45	4.56	4.09	3.49	3.16		
	☹	30.43	9.00	9.00	9.00	9.00	7.80	6.41	5.67	4.78	4.31	3.71	3.38		
60	☺	16.69	18.00	14.56	11.15	8.90	7.53	6.14	5.40	4.53	4.05	3.46			
	☹	30.25	9.00	9.00	9.00	9.00	7.74	6.36	5.62	4.75	4.27	3.68			
54	☺	16.70	18.00	14.57	11.16	8.91	7.54	6.24	5.51	4.54	4.06				
	☹	30.53	9.00	9.00	9.00	9.00	7.75	6.46	5.73	4.76	4.28				
50	☺	17.25	18.00	15.15	11.16	9.28	7.87	6.43	5.67	4.76					
	☹	31.33	9.00	9.00	9.00	9.00	8.08	6.65	5.89	4.98					
44	☺	18.95	18.00	16.93	13.02	10.45	8.89	7.30	6.46						
	☹	34.54	9.00	9.00	9.00	9.00	9.00	7.52	6.68						
40	☺	19.25	18.00	17.25	13.27	10.66	8.82	7.46							
	☹	35.12	9.00	9.00	9.00	9.00	9.00	7.68							
35	☺	19.25	18.00	17.25	13.27	10.67	8.88								
	☹	35.00	9.00	9.00	9.00	9.00	9.00								
30	☺	19.25	18.00	17.18	13.22	10.61									
	☹	30.00	9.00	9.00	9.00	9.00									
25	☺	19.25	18.00	17.18	13.22										
	☹	25.00	9.00	9.00	9.00										
20	☺	19.25	18.00	17.18											
	☹	20.00	9.00	9.00											



● 工作狀態支反力
Reaction in service

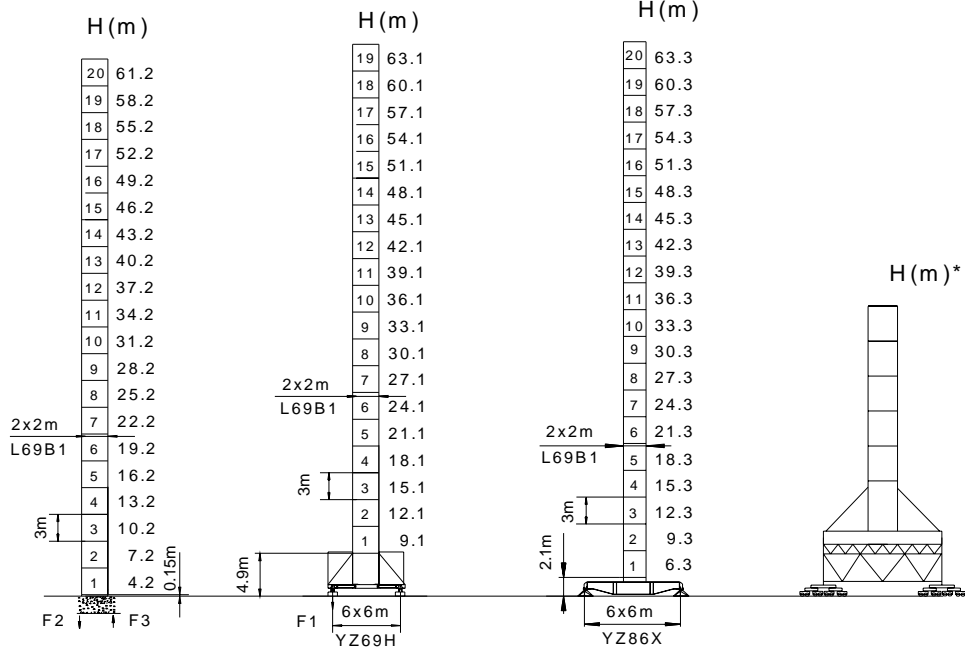
■ 非工作狀態支反力
Reaction out of service

⊗ 整機自由高度重量 (不含平衡重及壓重重量)
Total weight for free standing crane
without counterweight & ballast.



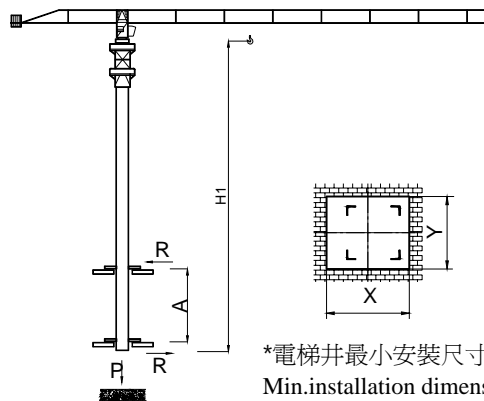
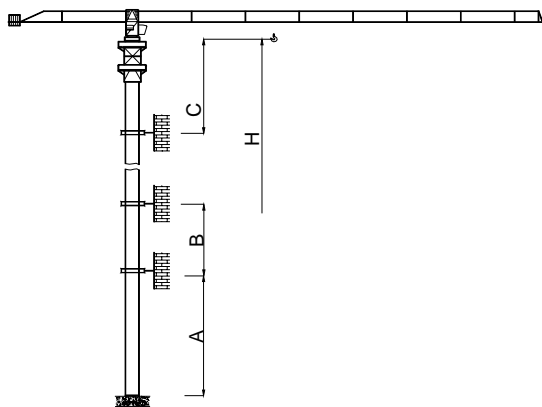
	●	■
F2	222t	341t
F3	137t	271t
⊗	125t	

	●	■
F1	109t	115t
⊗	91t	



	●	■
F2	206t	230t
F3	134t	173t
⊗	95t	

	●	■
F1	118t	130t
⊗	107t	



*電梯井最小安裝尺寸
Min.installation dimension of elevator shaft

標準節 Mast	A (m)	B (m)	C (m)	H (m)
H205B	57.0	36.0	59.0	224.8
L69B1	49.5	36.0	47.7	205.2

塔身節 Mast	臂長 Jib length	H1 (m)	A (m)	P (t)	R (t)
H205B	74m	61.0	18-24	157	41-30
L69B1	74m	47.5	12.0	147	30

主要性能參數 Main Specification

機構 Mechanism		♯		♯		電動機 Motor kW		
		m/min	t	m/min	t			
▲ ● ▼	18t	75LFV45	0-38	9.0	0-19	18.0	550m >550m*	75
		75LFV45B	0-46	6.0	0-23	12.0		
		75LFV45D	0-76	3.0	0-38	6.0	700m >700m* 1030m >1030m*	75
		75LFV45DB1	0-40	9.0	0-20	18.0		
	16t	70RCS40	0-32	8.0	0-16	16.0	550m >550m*	51.5 (70hp)
		75LFV40	0-64	4.0	0-32	8.0	550m >550m*	75
	12t	70RCS30	0-47	8.0	0-20	16.0	550m >550m*	51.5 (70hp)
		55LFV30	0-57	6.0	0-28	12.0		
		55LFV30B	0-95	3.0	0-47	6.0	630m >630m*	55
		75LFV30	0-80	3.0	0-40	6.0		
			0-120	1.5	0-60	12.0	1030m >1030m*	75
	◀▶	7.5DFV08	0-69 m/min				7.5	
⊙	7.5RFCV	0-0.8 rpm				2x7.5		
	RTC290	0-0.8 rpm				2x145N·m		
	YMD100	0-0.8 rpm				2x10		
☺	RT	12.5-25 m/min				4x2.6/5.2		

380V (±5%) 50 Hz / 60 Hz	kVA	
	75LFV45, 75LFV45B: 140	75LFV45D, 75LFV45DB1: 160
	70RCS40: 105	75LFV40: 140
	70RCS30, 55LFV30, 55LFV30B: 110	75LFV30: 140

Copy Right ©YONGMAO 2010

* ※ 與製造商聯繫 Contact

with us, please
地址: 中國遼寧省撫順市順城區環大路3號 郵編: 113126
Add: No.3 Yuanda Road, Shuncheng District, Fushun, Liaoning, P.R.China
Tel: 86-413-7648899 Fax: 86-413-7649999
E-mail: sun@yongmao.com.cn

ISO9001:2000



YONGMAO HOLDINGS LIMITED

